



Etac Swift Mobil-2

Shower commode chairs

 **etac**

Introducing the Swift Mobil-2 family

Etac Swift Mobil-2 shower commode chairs are easy to manoeuvre and simplify patient transfers as well as transportation to and from the bathroom. They are designed to make life easier for the people who use them. We understand what's important to carers and users, because we ask. By listening to our customers, we understand the importance of things like ease of access, adaptability, dignity and comfort.



Facilitates access

A majority of carers express that lack of access is a challenge during personal care routines and often force strained work positions. To facilitate access, the Swift Mobil-2 seat has a rear opening and free space on both sides. This seemingly minor adjustment will help make personal hygiene routines swifter and more dignified for users as well as their caregivers.

Product flexibility and comfort

All Swift Mobil-2 models have a generous maximum user weight of 160 kg and can easily be adapted to smaller or larger users with various conditions and needs. The chairs are adjustable in many ways and have a wide range of accessories to enhance comfort and stability. Making a few small adjustments can make a big difference to the safety and well-being of the user and the working conditions for the carer.

Discover the benefits

A range of functional and flexible mobile shower commode chairs, designed to facilitate personal care activities for both carer and user. Swift Mobil-2 is offered in three different models; a standard shower commode chair, a tilt-in-space model and a 24" self-propelled model.

Multi-adjustable headrest

Designed to provide maximum comfort and flexibility and can be adjusted to suit a range of user needs.

Comfortable backrest

Adjustable and quick-drying. Stable fit with double fasteners around the pushbar.

Convenient access

Seat with rear opening, front recess and free space on both sides.

Height adjustable

Easy to adjust to different fixed seat heights, without using tools.



Etac Swift Mobil-2



Etac Swift Mobil 24"-2

Flexible armrests

Adjustable in height or width.

"Etac Easy-Clean"

A unique surface especially developed for Etac with a perfect balance between friction and cleanliness, non-slip and hygienic!

Ergonomic footrest

The gently curved footplates provide instep and arch support, ensuring comfort, stability and relaxation.



Etac Swift Mobil Tilt-2

Etac Swift Mobil-2

The Swift Mobil-2 is a flexible attendant-propelled shower commode chair that gives carers the best possible access for personal care tasks. It is easy to manoeuvre and can be customised to many different user needs.

Unique seat

The seat has a rear opening, giving the carer easy access when assisting the user with personal care tasks. Additionally, the “Etac Easy Clean” friction pattern on the seat surface is unique for Etac and provides the perfect balance between friction and cleanliness.

Comfortable relief

For sensitive users, extra-soft seat cushions are available, providing both support and comfortable relief. The soft and quick-drying backrest and the curved footrests increase user comfort further.

Highly Adaptable

The Swift Mobil-2 has a generous maximum user weight of 160 kg as standard and is height adjustable between 45-60 cm. The armrests are height and width adjustable, 6 cm in each direction. The swing away footrests are height adjustable and are also offered in a shorter version, e.g. when higher soft seats are used.

Etac Swift Mobil-2 XL

Configurations with a wider back frame are available for larger users, providing an extra 6 cm between the armrests. These models also have an increased width of 12 cm between the legrests, thanks to a set of widening adapters. Both the XL-back frame and the legrest adapters are available as accessories for other Swift Mobil variants.



Etac Swift Mobil-2

Swift Mobil-2, partly assembled	80229400
Swift Mobil-2, assembled	80229401
Swift Mobil-2, with bucket holder	80229404
Swift Mobil-2, with pan holder	80229406
Swift Mobil-2 XL, partly assembled with XL back	80229467
Swift Mobil-2 XL, partly assembled with pan holder and pan	80229483
Swift Mobil-2, partly assembled with pan holder and upright back	80229490

Standard: backrest, seat, armrests, footrests and 4 lockable castors

Weight

16,6 kg

Dimensions

Total width: 57/58/64 cm. Width between arm supports: 42/48/54 cm.
Total width XL: 61/64/70 cm. Width between arm supports: 48/54/60 cm.

Item no.

Materials

Chassis: powder painted steel
Seat/Armrests: polypropylene
Backrest: polyester/Velcro
Footrest: polypropylene
Castors: polyamid/TPE, lockable, ball bearing



Clean / disinfect the product using a standard non-abrasive cleaning agent with a pH between 5 and 9, or with a 70% disinfectant solution.
The product can be safely cleaned in a cabinet washer-disinfector at 85 °C for 3 minutes.
Max user weight: 160 kg / 353 lbs

Features



Seat with rear opening

Providing ease of access for the carer and comfort for the user. The unique surface, especially developed for Etac, has the perfect balance between friction and cleanliness, non-slip and hygienic!



Adjustable backrest

Easily adjusted for posture, body shape and maximum comfort. Fitted with two fasteners around the pushbars. Soft and quick-drying material.



Adjustable armrests as standard

Easily adapted to various user needs. Adjustable both in height and width, +/- 6 cm in each direction.



Ergonomic footrest

Curved footplates provide instep and arch support, ensuring comfort, stability and relaxation.



Etac Swift Mobil Tilt-2

The Swift Mobil Tilt-2 is designed with both carer and user needs in mind. It handles the multitude of challenges faced by caregivers in their daily work and provides the comfort and safety users need to feel secure.

Unique tilt-in-space function

The Swift Mobil Tilt-2, has a unique tilt feature that gives increased security for the user and an ergonomic working position for the carer. Its -5° to 35° tilt function can be operated from either side of the chair. This allows the carer to reassure the user when tilting.

Ease of access and comfort

With ease of access around the seat area, personal care routines are made easier for the carer and can be performed with dignity for the user. For sensitive users, extra-soft, seat cushions are available. The soft and quick-drying backrest and curved footrests of the Swift Mobil-2, add to user comfort.

Fits many users

The shower commode chair is adaptable to fit many user needs and sizes. It has a generous maximum user weight of 160 kg as standard, and seat-to-floor height adjustability (45-60 cm). The armrests are adjustable in height or width, and the height adjustable, swing away footrests are also offered in a shorter version.

Etac Swift Mobil Tilt-2 XL

Models for larger users are available with an additional 12 cm between leg rests, and a wider back frame providing an extra 6 cm between the armrests.



Etac Swift Mobil Tilt-2

Item no.

Swift Mobil Tilt-2, assembled	80229410
Swift Mobil Tilt-2, with bucket holder	80229411
Swift Mobil Tilt-2, with pan holder	80229412
Swift Mobil Tilt-2, with pan holder and pan	80229415
Swift Mobil Tilt-2 XL back	80229480
Swift Mobil Tilt-2 XL back, assembled with pan holder	80229481
Swift Mobil Tilt-2 XL back, assembled with bucket holder	80229485

Standard: headrest, backrest, seat, armrests, footrests and 4 lockable castors

Weight

20,4 kg

Dimensions

Total width: 57/56/64 cm. Width between arm supports: 42/48/54 cm
Total width XL: 61/64/70 cm. Width between arm supports: 48/54/60 cm.

Materials

Chassis: powder painted steel
Seat/Armrest : polypropylene
Backrest: polyester/Velcro
Footrest: polypropylene
Castors: polyamid/TPE, lockable, ball bearing



Clean / disinfect the product using a standard non-abrasive cleaning agent with a pH between 5 and 9, or with a 70% disinfectant solution.
The product can be safely cleaned in a cabinet washer-disinfector at 85 °C for 3 minutes.
Max user weight: 160 kg / 353 lbs

Features



Seat with rear opening

Providing ease of access for the carer and comfort for the user. The unique surface is especially developed for Etac and has the perfect balance between friction and cleanliness, non-slip and hygienic!



Unique and safe tilting function

Can be operated from either side of the chair enabling a good working position for the carer and reassurance for the user during tilting.



Adjustable armrests as standard

Easily adapted to various user needs. Adjustable both in height and in width, +/- 6 cm in each direction.



Multi-adjustable headrest

The headrest is designed to provide maximum comfort and flexibility and can be adjusted to suit a range of user needs.



Etac Swift Mobil 24"-2

Etac Swift Mobil 24"-2 is a self-propelled model, designed for the independent user.

Easy to manoeuvre

The shower commode chair is simple to use and easy to manoeuvre. The rear wheels are positioned for maximum control and are easy to reach. Flip up armrests and generous space in front of the wheels, allow for easy side transfers. The relatively even shape of the seating area also simplifies side transfers.

Comfortable seat

To facilitate access, the seat has a rear opening and a hygiene recess in front. The seat is designed to provide comfort, regardless of the users posture or pelvis width. For additional comfort, ergonomic soft seats are available.

Fits many user needs

Swift Mobil 24"-2 is adaptable to fit many user needs and sizes. It has a generous maximum user weight of 160 kg as standard and adjustable seat-to-floor height (45-60 cm). The armrests are adjustable both in height and width, and the soft backrest can be adjusted for positioning and comfort.

For larger users, an extra wide back frame is offered, providing an additional 6 cm between the armrests. There is also a widening kit for the leg rests available, which increases the legroom with 12 cm.



Etac Swift Mobil 24"-2

Swift Mobil 24"-2	80229402
Swift Mobil 24"-2, with bucket holder	80229407
Swift Mobil 24"-2, with pan holder	80229408

Standard: backrest, seat, armrests, footrests and 4 lockable castors

Weight

25,1 kg

Dimensions

Total width: 74 cm

Width between arm supports: 42/48/54 cm

Item no.

Materials

Chassis: powder painted steel
 Seat/Armrests: polypropylene
 Backrests: polyester/Velcro
 Footrests: polypropylene
 Castors: polyamid/TPE, lockable, ball bearing
 Rear wheels: solid tyres, polyamid, ball bearing
 Brakes: polyamid, stainless steel



Clean / disinfect the product using a standard non-abrasive cleaning agent with a pH between 5 and 9, or with a 70% disinfectant solution.
 The product can be safely cleaned in a cabinet washer-disinfector at 85 °C for 3 minutes.
 Max user weight: 160 kg / 353 lbs

Features



Easy to manoeuvre

The position of the rear wheels makes it easy to propel the chair forward, as well as simplifying side transfers.



Adjustable backrest

Easily adjusted for posture, body shape and maximum comfort. Fitted with two fasteners around the pushbars. Soft and quick-drying material.



Adjustable seat height

Swift Mobil 24"-2 can be easily set at various fixed heights with toolfree adjustment ensuring a safe and comfortable height.



Ergonomic footrest

Curved footplates provide instep and arch support, ensuring comfort, stability and relaxation.





Accessories

(See washing instructions on page 14)



Soft comfort seat, 4 cm rear opening

80209519

Ergonomically shaped with substantial softness providing comfortable relief and support. Designed with a recess at the front. Material: Polyurethane



Soft comfort seat, 2 cm rear opening

80209518

Designed with substantial softness and round shapes for maximum comfort. Designed with a recess at the front. Material: Polyurethane



Soft comfort seat, 4 cm

Small opening 15 cm (6"): 80209507

Large opening 18 cm (7"): 80209506

Ergonomically shaped soft comfort seats with recesses at the front. Height is 4 cm at the lowest point.

Material: Polyurethane



Soft comfort seat, 2 cm

Opening 18 cm: 80209306

Shaped, soft comfort seat with recess at the front. Height is 2 cm at the lowest point.

Material: Polyurethane



Seat cover

80209434

A comfortable, closed seat when you want to cover the hygiene opening. Can be used in the shower. Height 2 cm.

Material: Polyurethane



Soft cushion with standard opening

80209065

Foam cushion with a cover made of a water-repellent fabric. Height 2 cm.

Material: Polyether/coated plastic



Soft cushion with oval opening

80209067

Foam cushion with a cover made of a water-repellent fabric. Height 4 cm.

Material: Polyether/coated plastic




Headrest

80209521

Multi-adjustable headrest with shaped pillow. Adjustable in height, depth, sideways and in angle. Complete with bracket.

Material: Pillow: Polyurethane

Brace: Stainless steel



Comfort cover

80209455

Soft back with integrated armrest cushions. The comfort padding provides a soft support while the gripping surface on the armrest is kept free.

Material: Polyethylene



Side support

80209509

Offers a soft side support and facilitates positioning in the chair. Adjustable in width.

Material: Polyester fabric, Velcro, Polyethylene

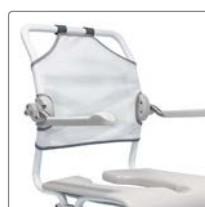


XL-back

80209454

For larger users, offering more room for back and shoulders. Increases the width between the armrests by 6 cm to a total width of 48/54/60. (XL-back does not fit Swift Mobil Tilt-2)

Material: Polyester, Powder coated steel, stainless steel. polypropylene



Upright back

80209529

For an optimal fit over wall-mounted toilets. Allows the chair to be placed 70 mm closer to the wall compared to a standard back frame (does not fit Swift Mobil Tilt-2).

Material: As XL back



Cross bar

60.5 cm 80303034

66.5 cm 80209452

A safe support to hold on to or it can be used as a strain support. Attaches to the armrests.

Material: Aluminium, polyethylene

Accessories

(See washing instructions on page 14)



Soft back pad

80209448

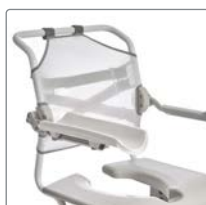
Provides the user with warmth and softness. Used inside the armrests, which makes it possible to fold up the armrests and create accessibility for side transfer. Material: Polyethylene



Armrest pad

80209508

Used to create softness around the armrests. Provides a warm, soft surface to support the arms while keeping the gripping surface free, making it safe to stand up. Sold in pairs. Material: Polyethylene



Armrest Hemiplegia

80209035

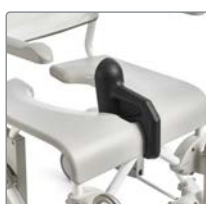
Provides support for the forearm with its contoured shape. Equipped with a heat-reflecting material on the outside. Fits the left and right armrests. Material: Polyethylene



Armrest lock

80209445

A locking pin to be used when you want to lock the armrest in the folded-down or folded-up position. Material: Stainless steel



Splash guard

80209430


A soft protection against urine splashes at the front. Attaches to the front recess of the seat and can easily be removed. Material: Polyurethane



Hip/chestbelt upholstered

80209524

2-part belt for positioning that can be used either as hip- or chest belt. Adjustable with 3 buckles with up to 65-130 cm length. The material is comfortable and quick-drying and provides firm support when positioning.



Hip belt

80209440

Easy to adjust with a plastic buckle. Attaches around the back tubes in the rear with velcro straps. Material: Polyester



Chest belt

80209442

Easy to adjust and attaches around the straps of the back support upholstery. Use with a hip belt is recommended. Material: Polyester



Pan with lid and handle

80209255

Unique interior shape that breaks the stream and prevents splashes. The lid has a handle that locks onto the pan and ensures that the content does not spill. Material: Polypropylene



Pan

Pan without lid 80209254

Lid with handle 80209256

Unique interior shape that breaks the stream and prevents splashes. Material: Polypropylene



Pan holder

80209257

Suitable for both the Etac pan and traditional hospital pans. Used together with the attachment holders, which are ordered separately. Material: Polypropylene



Pan locker

80209049

Holds the pan in place when the shower chair is tilted. Compatible with Swift Mobil Tilt-2 variants. Material: Polypropylene



Attachment holder

80209435

To be mounted firmly under the seat enabling the use of pan holders. Fitted with a screwdriver. Complete set. Material: Polyamide



Low mounting of pan/bucket

80209259

Used when you want the pan/bucket placed lower under the seat. Mounted with the pan or the bucket holders. Lowers the bed pan/bucket holders by 6 cm. Material: Polypropylene

Accessories

(See washing instructions on page 14)



Bucket holder

80209258

Used as a holder for pans/buckets or bed pans with higher edges. Used together with the attachment holders, which are ordered separately.

Material Polypropylene



Bucket with handle and lid

80209265

Traditional bucket that is used with a bucket holder.

Material: Polypropylene



Anti-tip back Swift Mobil Tilt-2

80209459

Provides protection against the chair tipping backwards. Increases safety when the centre of gravity falls far to the back.

Material: Polypropylene and Aluminium



Anti-tip back Swift Mobil-2

Anti-tip including attachment: 80209439

Anti-tip excluding attachment: 80209438

Provides protection against the chair tipping backwards. Sold as a pair.

Material: Polypropylene and Aluminium



Anti-tip front Swift Mobil-2

80209526

Provides protection against the chair tipping forward. Includes attachment. Sold as a pair. Fits all Swift Mobil models.

Material: Stainless steel and polypropylene



Tilter

80209449

Facilitates transfer over e.g. thresholds or ramps. Sold complete with bracket.

Material: Polypropylene and Aluminium



Short footrests

80209520

A short footrest that swings sideways. Can be adjusted 12.5 cm and provides a footrest length of 24 - 36.5 cm. The foot plate has a rounded shape. Sold as a pair.

Material: stainless steel and polypropylene



Legrest with flip-up footplates

80209446

Height adjustable and swing-away legrests with foldable footplates. For those who need a more open foot angle. Heel straps are included. Sold as a pair.

Material: Stainless steel and polypropylene



Widening kit leg rests

80209525

Adapters for extra legroom. Increase the width between leg rests with 12 cm. Included in all XL/wide-back configurations.

Sold as a pair.

Material: Polyamide



Leg and calf support

80209437

Leg rest with an adjustable angle that can be used for both left and right legs. Comes with 4 fixed-angle positions. Sold per piece.

Material: Stainless steel and ABS-plastic



Footrest for leg and calf support

80209443

Kit with separate foot plate to be mounted together with leg and calf support.

Material: ABS plastic



Amputee legrest

80209510

Adjustable in height, length and angle. Can be used on both left and right sides. If the user is an amputee we recommend using anti-tippers.

Material: Stainless steel and polyurethane



Heel straps

80209432

Mounted on foot plates. Prevents the feet from sliding backwards. Adjustable in length. Sold as a pair.

Material: Polyester



Rear wheel kit 24"

80209436

24" rear wheels with solid tyres and built-in tipping guards. Easy to mount. Includes attachment and brake. Fits Swift Mobil, not Swift Mobil Tilt. Material: Polyamide, stainless steel, polyurethane aluminium

Washing instructions

Soft Comfort seats and Seat cover, Headrest, Armrest lock, Splash guard, Pan, Pan holder, Attachment holder, Low mounting attachment, Bucket holder, Bucket, Anti-tip, Tilter, Footrests, Leg and calf support, Amputee legrest, Rear wheel 24" kit



Backrest upholstery, Hip/chestbelt upholstered, Hip belt, Chest belt, Heel strap



Soft cushions, Comfort cover, Soft back pad, Armrest pad, Armrest hemiplegia, Cross bar



Protect cushion



Washing symbols explained



Machine wash - max. temperature 60 °C / 140 °F



The product can be cleaned in a cabinet washer-disinfector at max. 85 °C / 185 °F for 3 minutes.



Wiping - the product can be wiped clean with a cleaning cloth

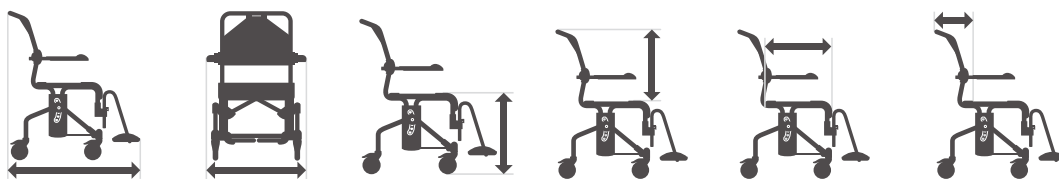


Clean the product with a solvent-free cleaning agent with a pH level between 6–9, or with a 70% disinfectant solution.

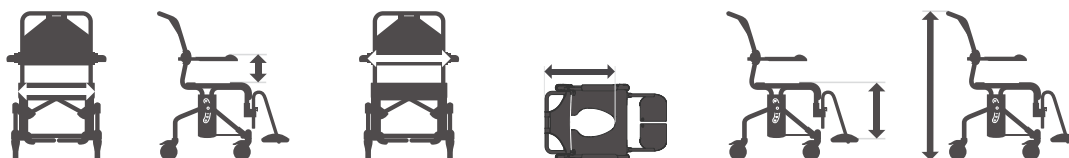


No dry cleaning

Measurements



Model	Length	Width	Seat height	Back height	Seat depth	Back support depth
Swift Mobil-2	93 cm	57/58/64 cm	45 / 60 cm	50 cm	46,5cm	21 cm
Swift Mobil-2 XL	93 cm	61/64/70 cm	45 / 60 cm	50 cm	46,5cm	21 cm
Swift Mobil 24"-2	106 cm	74 cm	45 / 60 cm	50 cm	46,5cm	21 cm
Swift Mobil Tilt-2	102 cm	57/58/64 cm	50 / 65 cm	55 cm	46,5cm	25 cm
Swift Mobil Tilt-2 XL	102 cm	61/64/70 cm	50 / 65 cm	55 cm	46,5cm	25 cm



Model	Seat width	Armrest height	Armrest to armrest	Depth against wall	Footrest height	Height
Swift Mobil-2	50 cm	22/25/28 cm	42/48/54 cm	54 cm (47 cm*)	34 / 46,5 cm	95-110 cm
Swift Mobil-2 XL	50 cm	22/25/28 cm	48/54/60 cm	54 cm	34 / 46,5 cm	95-110 cm
Swift Mobil 24"-2	50 cm	22/25/28 cm	42/48/54 cm	67 cm	34 / 46,5 cm	95-110 cm
Swift Mobil Tilt-2	50 cm	22/25/28 cm	42/48/54 cm	60 cm	34 / 46,5 cm	100-115 cm
Swift Mobil Tilt-2 XL	50 cm	22/25/28 cm	48/54/60 cm	60 cm	34 / 46,5 cm	100-115 cm

* Upright back, item no. 80229489, 80229490, 80229491





Founded in 1973, Etac is a world-leading developer and provider of ergonomic assistive devices and patient handling equipment. Our ambition is to provide solutions that optimise quality of life for the individual, family members and caregivers.

For the latest news and continuously updated product information – visit: www.etac.com

Etac AB
Kista Science Tower
SE-164 51 Kista, Sweden
Tel +46 371 - 58 73 30
info@etac.se www.etac.com

 **etac**[®]
Creating Possibilities